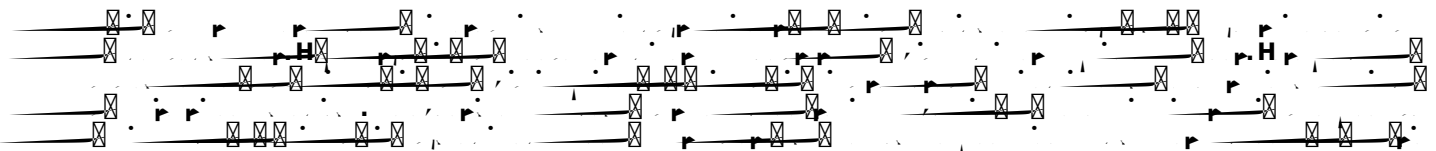


# Interaction and co-assembly of optical and topological solitons

Guilhem Poy<sup>1,2</sup>, Andrew J. Hess<sup>3</sup>, Andrew J. Seracuse<sup>3</sup>, Michael Paul<sup>3</sup>, Slobodan Žumer<sup>1,4</sup> and Ivan I. Smalyukh<sup>1b,3,5,6</sup>



Solitons are ubiquitous in nature and technology<sup>1</sup>. They are found as water waves, pulses of light, wavefunctions of Cooper pairs in superconducting Josephson junctions, propagating pulses in biomembranes and nervous systems<sup>1–4</sup>, models of elementary particles<sup>5</sup> and even cosmological objects like black holes<sup>6–8</sup>. An optical soliton generally refers to an optical waveform that maintains its shape when evolving over long distances and/or times, and even after collisions. This concept now encompasses a broad class of wavepackets with multiple spatial and temporal dimensions<sup>9</sup>. Having a particle-like nature, optical solitons can mutually attract, repel or yield fusion, fission and annihilation in media with nonlocal optical nonlinearities<sup>10</sup>.

Many recent studies have focused on optical solitons in liquid crystals (LCs). These soft birefringent media exhibit giant nonlinear and nonlocal optical responses, with a facile reorientation of their optical axis fields under external stimuli, enabling the generation of optical solitons at powers as low as  $\sim 1$  mW. An archetypal example of optical solitons in LCs is the so-called nematicon, which propagates without diffracting by creating its own waveguide in the optical axis field of the LC<sup>11–13</sup>. Trajectories of nematicons may be modified using optical reflections from dielectric interfaces and various deformed regions of the background optical axis field<sup>14–17</sup>. Their potential for photonics applications has recently been demonstrated with mode transformations<sup>18</sup>, bistability<sup>19,20</sup> and soliton-assisted random lasing<sup>21</sup>. Other types of optical solitons in LCs include discrete solitons<sup>22</sup>, optothermal and dark solitons in dye-doped LCs<sup>23,24</sup>, self-focused beams with fast-evolving polarization states and spin-orbit interactions<sup>25–27</sup>, and optical solitons in non-frustrated<sup>28</sup> or frustrated chiral LCs<sup>29</sup>. At the same time, chiral LCs are also known to host a fascinating variety of topological solitons, like skyrmions, hopfions, torons and fingers<sup>30–34</sup>, which correspond to localized and topologically protected patterns of the optical axis embedded within their uniform backgrounds  $\mathbf{n}_0$ . These robust structures can be created on demand with strong external stimuli<sup>35,36</sup>, they are stable

without external fields, and they cannot be continuously deformed into the uniform background  $\mathbf{n}_0$ .

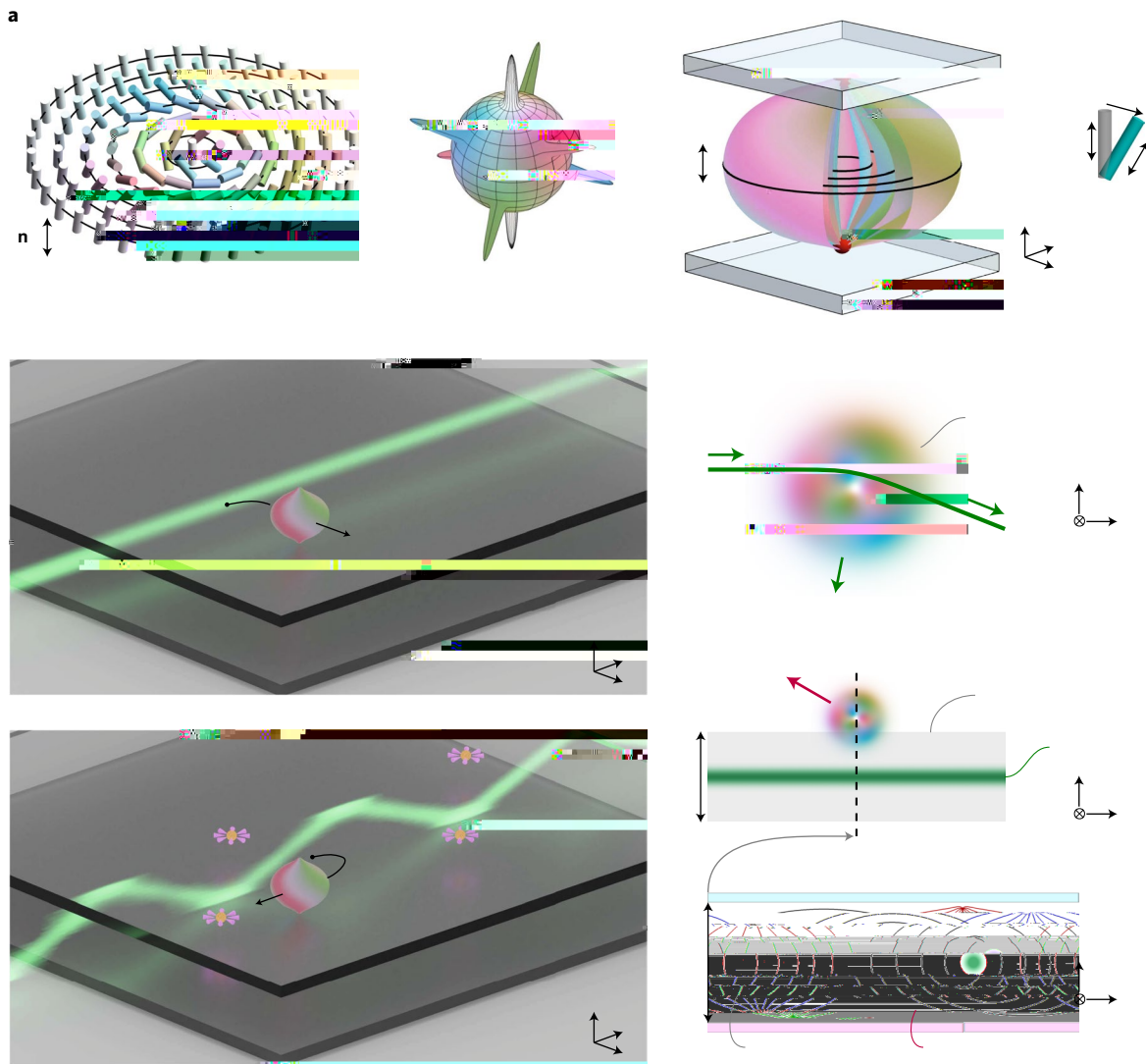
Discoveries of different types of laser light and matter interactions have had a strong impact on the development of fundamental science and technologies throughout recent history, from laser surgery to laser trapping of tiny particles, to laser cooling of atomic gases, and to the generation of Bose–Einstein condensates. However, to the best of our knowledge, none of these diverse forms of light–matter interactions have exploited the regime when both light and matter take solitonic embodiments.

Here, we experimentally discover and theoretically explain the fascinating interactions between topological solitons and two classes of optical solitons in LCs, thus showing how the particle-like nature of optical solitons enables optomechanical interactions with topological solitons. By focusing on a regime where each type of soliton is not perturbed too much, we experimentally characterize these interactions and theoretically explain them in an elegant and accurate manner with an effective Langevin equation that accounts for optical forces similar to the ones of optical traps, as well as nonlocal effects associated with the light-induced realignment of the optical axis field. The surprising findings within this new regime of light–matter interactions reveal that the interplay of nonlinear effects that stabilizes these different solitons can lead to the self-assembly of topological solitons beside the optical solitons. Such interactions yield exceptionally rich types of behaviour that may find practical uses ranging from nonlinear optics to nanophotonic devices and spatial light–matter co-patterning.

## Results

**Physics of inter-solitonic interactions and co-assembly.** Our experimental investigations show that topological solitons in the optical axis of a uniaxial chiral nematic LC can not only be attracted or pushed away from the optical solitonic beam's axis but can also co-assemble in highly nontrivial ways (Fig. 1c) when forming

<sup>1</sup>Faculty of Mathematics and Physics, University of Ljubljana, Ljubljana, Slovenia. <sup>2</sup>Laboratoire Charles Coulomb, Univ Montpellier, CNRS, Montpellier, France. <sup>3</sup>Department of Physics, University of Colorado, Boulder, CO, USA. <sup>4</sup>Jožef Stefan Institute, Ljubljana, Slovenia. <sup>5</sup>Chirality Research Center, Hiroshima University, Higashi Hiroshima, Japan. <sup>6</sup>Renewable and Sustainable Energy Institute, National Renewable Energy Laboratory and University of Colorado, Boulder, CO, USA. e-mail: [ivan.smalyukh@colorado.edu](mailto:ivan.smalyukh@colorado.edu)



one-dimensional arrays of topological solitons localizing on the sides of the optical soliton. We experimentally reveal that this behaviour stems from the elaborate dynamical trajectories of topological solitons navigating their way when guided by particular optical solitons (Fig. 1c, bottom). What is the physical underpinning of this unexpected behaviour?






Our unwound chiral LC system is confined between glass plates, imposing an optical axis orientation  $\mathbf{n}_0$  normal to the surfaces (see Methods). These samples host localized patterns of optical axis embedding an emblematic example of a topological soliton—the baby skyrmion—whose optical axis field is shown in Fig. 1a and whose name refers to Skyrme’s topological solitons used to describe subatomic particles with different baryon numbers<sup>5</sup>. It covers twice the order parameter space of nonpolar unit vectors  $\mathbf{n}$  with antipodal symmetry  $\mathbf{n} \leftrightarrow -\mathbf{n}$ , that is, antipodal points on a sphere (Fig. 1a, right). To emphasize the topological and nonpolar

properties of these optical axis patterns, we introduce a colour scheme that associates an optical axis orientation with a colour. Our topological colouring is used for all cylindrical-glyph-based or continuous-colour plots of topological solitons and is detailed in Supplementary Section 2C, where we explain all the subtleties. For the skyrmion of Fig. 1a, one can easily check that white corresponds to the far-field optical axis  $\mathbf{n}_0$  and that the primary colours blue, red and green (associated with tilted cylinders) appear twice. Each of these colours is associated with the antipodal peaks on the sphere of Fig. 1a. The two-dimensional structure of Fig. 1a corresponds to the mid-sample plane of the three-dimensional structure of Fig. 1b, which shows a few isosurfaces with fixed angles between  $\mathbf{n}$  and  $\mathbf{n}_0$ . The quantity  $\mathbf{n}^{\text{TS}}$  corresponds to the deviation of the optical axis field  $\mathbf{n}^{\text{TS}}$  with respect to the far-field optical axis  $\mathbf{n}_0 \equiv \mathbf{e}_z$  (unit vector of z-axis on Fig. 1) imposed by the confining plates and fully defines this class of topological structures called torons<sup>32</sup>, where ‘TS’ refers

to topological solitons. Although more complex torons<sup>32</sup> and other solitons<sup>30-34</sup> can be realized, our study in this work focuses solely on the simplest type of elementary toron depicted in Fig. 1. Further

The force  $\mathbf{F}^L$  is directly proportional to the opposite of the averaged deflection of light's momentum  $\mathbf{p}$  (see Fig. 1d) and is there-





(see Supplementary Section 3) as well as their rescaled intensities  $\tilde{F}^\alpha \equiv F^\alpha/P$  (with  $P$  the beam power and

10. Stegeman, G. I. & Segev, M. Optical spatial solitons and their interactions: universality and diversity. *Science* **286**, 1518–1523 (1999).
11. Conti, C., Peccianti, M. & Assanto, G. Observation of optical spatial solitons in a highly nonlocal medium. *Phys. Rev. Lett.* **92**, 113902 (2004).
12. Assanto, G. (ed.) *Nematicons: Spatial Optical Solitons in Nematic Liquid Crystals* (Wiley, 2013).
13. Assanto, G. & Smyth, N. F. Self-confined light waves in nematic liquid crystals. *Physica D* **402**, 132182 (2020).
14. Peccianti, M., Conti, C., Assanto, G., De Luca, A. & Umetsu, C. Routing of anisotropic spatial solitons and modulational instability in liquid crystals. *Nature* **432**, 733–737 (2004).
15. Peccianti, M., Dyadyusha, A., Kaczmarek, M. & Assanto, G. Tunable refraction and reflection of self-confined light beams. *Nat. Phys.* **2**, 737–742 (2006).
16. Peccianti, M., Assanto, G., Dyadyusha, A. & Kaczmarek, M. Nonspecular total internal reflection of spatial solitons at the interface between highly birefringent media. *Phys. Rev. Lett.* **98**, 113902 (2007).
17. Piccardi, A., Assanto, G., Lucchetti, L. & Simoni, F. All-optical steering of soliton waveguides in dye-doped liquid crystals. *Appl. Phys. Lett.* **93**, 171104 (2008).
18. Izdebskaya, Y. V., Desyatnikov, A. S. & Kivshar, Y. S. Self-induced mode transformation in nonlocal nonlinear media. *Phys. Rev. Lett.* **111**, 123902 (2013).
19. Alberucci, A., Piccardi, A., Kravets, N., Buchnev, O. & Assanto, G. Soliton enhancement of spontaneous symmetry breaking. *Optica* **2**, 783–789 (2015).
20. Kravets, N. et al. Bistability with optical beams propagating in a reorientational medium. *Phys. Rev. Lett.* **113**, 023901 (2014).
21. Perumbilavil, S. et al. Beaming random lasers with soliton control. *Nat. Commun.* **9**, 3863 (2018).
22. Fratallocchi, A., Assanto, G., Brzdękiewicz, K. A. & Karpierz, M. A. Discrete light propagation and self-trapping in liquid crystals. *Opt. Express* **13**, 1808–1815 (2005).
23. Henninot, J., Debailleul, M. & Warengem, M. Tunable non-locality of thermal non-linearity in dye doped nematic liquid crystal. *Mol. Cryst. Liq. Cryst.* **375**, 631–640 (2002).
24. Piccardi, A., Alberucci, A., Tabiryan, N. & Assanto, G. Dark nematicons. *Opt. Lett.* **36**, 1356–1358 (2011).
25. Karpierz, M. A. Solitary waves in liquid crystalline waveguides. *Phys. Rev. E* **66**, 036603 (2002).
26. Jisha, C. P., Alberucci, A., Beeckman, J. & Nolte, S. Self-trapping of light using the Pancharatnam–Berry phase. *Phys. Rev. X* **9**, 021051 (2019).
27. Assanto, G. & Smyth, N. F. Spin-optical solitons in liquid crystals. *Phys. Rev. A* **102**, 033501 (2020).
28. Laudyn, U. A., Kwasny, M. & Karpierz, M. A. Nematicons in chiral nematic liquid crystals. *Appl. Phys. Lett.* **94**, 091110 (2009).
29. Poy, G., Hess, A. J., Smalyukh, I. I. & Žumer, S. Chirality-enhanced periodic self-focusing of light in so-birefringent media. *Phys. Rev. Lett.* **125**, 077801 (2020).
30. Lam, L. & Prost, J. (eds) *Solitons in Liquid Crystals* (Springer, 2012).
31. Smalyukh, I. I. Review: knots and other new topological effects in liquid crystals and colloids. *Rep. Prog. Phys.* **83**, 106601 (2020).
32. Smalyukh, I. I., Lansac, Y., Clark, N. A. & Trivedi, R. P. Free-dimensional structure and multistable optical switching of triple-twisted particle-like excitations in anisotropic fluids. *Nat. Mater.* **9**, 139–145 (2010).
33. Ackerman, P. J. & Smalyukh, I. I. Diversity of knot solitons in liquid crystals manifested by linking of preimages in torons and hopcons. *Phys. Rev. X* **7**, 011006 (2017).
34. Oswald, P., Baudry, J. & Pirkl, S. Static and dynamic properties of cholesteric nematic defects in electric field. *Phys. Rep.* **337**, 67–96 (2000).
35. Ackerman, P. J. et al. Laser-directed hierarchical assembly of liquid crystal defects and control of optical phase singularities. *Sci. Rep.* **2**, 414 (2012).
36. Loussert, C. & Brasselet, E. Multiple chiral topological states in liquid crystals from unstructured light beams. *Appl. Phys. Lett.* **104**, 051911 (2014).
37. Hu, C. & Whinnery, J. R. Losses of a nematic liquid-crystal optical waveguide. *J. Opt. Soc. Am.* **64**, 1424–1432 (1974).
38. Karpierz, M. A., Sierakowski, M., Willo, M. & Woliński, T. Self focusing in liquid crystalline waveguides. *Mol. Cryst. Liq. Cryst. A* **320**, 157–163 (1998).
39. Kwasny, M. et al. Self-guided beams in low-birefringence nematic liquid crystals. *Phys. Rev. A* **86**, 013824 (2012).
40. Hess, A. J., Poy, G., Tai, J.-S. B., Žumer, S. & Smalyukh, I. I. Control of light by topological solitons in so-birefringent media. *Phys. Rev. X* **10**, 031042 (2020).
41. Chen, J., Ng, J., Lin, Z. & Chan, C. Optical pulling force. *Nat. Photonics* **5**, 531–534 (2011).
42. Sohn, H. R. & Smalyukh, I. I. Electrically powered motions of toron crystallites in chiral liquid crystals. *Proc. Natl. Acad. Sci. USA* **117**, 6437–6445 (2020).
43. Sohn, H. R., Liu, C. D. & Smalyukh, I. I. Schools of skyrmions with electrically tunable elastic interactions. *Nat. Commun.* **10**, 4744 (2019).
44. Sohn, H. R., Liu, C. D., Wang, Y. & Smalyukh, I. I. Light-controlled skyrmions and torons as reconfigurable particles. *Opt. Express* **27**, 29055–29068 (2019).
45. Minardi, S. et al. Free-dimensional light bullets in arrays of waveguides. *Phys. Rev. Lett.* **105**, 263901 (2010).
46. Tai, J.-S. B. & Smalyukh, I. I. Free-dimensional crystals of adaptive knots. *Science* **365**, 1449–1453 (2019).
47. Giomi, L., Kos, Ž., Ravnik, M. & Sengupta, A. Cross-talk between topological defects in different fields revealed by nematic microfluidics. *Proc. Natl. Acad. Sci. USA* **114**, E5771–E5777 (2017).
48. Everts, J. C. & Ravnik, M. Complex electric double layers in charged topological colloids. *Sci. Rep.* **8**, 14119 (2018).
49. Aplinc, J., Pusovnik, A. & Ravnik, M. Designed self-assembly of metamaterial split-ring colloidal particles in nematic liquid crystals. *Soft Matter* **15**, 5585–5595 (2019).
50. Fert, A., Reyren, N. & Cros, V. Magnetic skyrmions: advances in physics and potential applications. *Nat. Rev. Mater.* **2**, 17031 (2017).

**Publisher's note** Springer Nature remains neutral with regard to jurisdictional claims in published maps and institutional affiliations.

© The Author(s), under exclusive licence to Springer Nature Limited 2022



## Methods

**Preparation of LC samples with topological solitons.** Each experimental cell consists of an LC layer sandwiched between two glass plates treated for perpendicular boundary conditions (homeotropic anchoring)<sup>51,52</sup>. To de ne

(Fig. 1e). We numerically calculate this interaction energy using the simulated optical axis patterns  $\mathbf{n}^{\text{TS}}$  and  $\mathbf{n}^{\text{EM}}$  for different shifts  $\mathbf{R}$  of the toron with respect to the optical soliton, and then deduce the nonlocal optical force field as  $\mathbf{F}^{\text{NL}} = -\nabla_{\mathbf{R}}G$ . Simulations of the internal structure of topological and optical solitons were carried out using the numerical methods described elsewhere<sup>29,60</sup> and detailed in Supplementary Section 2.

### Data availability

All data and postprocessing scripts are available from the Zenodo repository (<https://doi.org/10.5281/zenodo.6394431>). Polarized optical microscopy simulations were performed using the open-source software Nemaktis (<https://github.com/warthan07/Nemaktis> and <https://doi.org/10.5281/zenodo.4695959>).

### References

51. Pandey, M. et al. Self-assembly of skyrmion-dressed chiral nematic colloids with tangential anchoring. *Phys. Rev. E* **89**, 060502 (2014).
52. Pandey, M. et al. Topology and self-assembly of defect-colloidal superstructure in confined chiral nematic liquid crystals. *Phys. Rev. E* **91**, 012501 (2015).
53. Evans, J. S., Ackerman, P. J., Broer, D. J., van de Lagemaat, J. & Smalyukh, I. I. Optical generation, templating, and polymerization of three-dimensional arrays of liquid-crystal defects decorated by plasmonic nanoparticles. *Phys. Rev. E* **87**, 032503 (2013).
54. Peccianti, M., Fratilocchi, A. & Assanto, G. Transverse dynamics of nematicons. *Opt. Express* **12**, 6524–6529 (2004).
55. Alberucci, A., Peccianti, M. & Assanto, G. Nonlinear bouncing of nonlocal spatial solitons at the boundaries. *Opt. Lett.* **32**, 2795–2797 (2007).
56. Alberucci, A. et al. Modulation analysis of boundary-induced motion of optical solitary waves in a nematic liquid crystal. *Phys. Rev. A* **79**, 043816 (2009).
57. Harris, C. R. et al. Array programming with NumPy. *Nature* **585**, 357–362 (2020).
58. Virtanen, P. et al. SciPy 1.0: fundamental algorithms for scientific computing in Python. *Nat. Methods* **17**, 261–272 (2020).
59. Nieminen, T. A. et al. Optical tweezers: theory and modelling. *J. Quant. Spectrosc. Radiat. Transf.* **146**, 59–80 (2014).
60. Poy, G. & Žumer, S. Physics-based multistep beam propagation in inhomogeneous birefringent media. *Opt. Express* **28**, 24327–24342 (2020).
61. Piccirillo, B. & Santamato, E. Light angular momentum flux and forces in birefringent inhomogeneous media. *Phys. Rev. E* **69**, 056613 (2004).
62. Poy, G. & Žumer, S. Ray-based optical visualisation of complex birefringent structures including energy transport. *So Matter* **15**, 3659–3670 (2019).

### Acknowledgements

Experimental research at CU-Boulder was supported by the National Science Foundation through grant DMR-1810513 (A.J.H., A.J.S., M.P. and I.I.S.). G.P. and S.Ž. acknowledge funding from the ARSS (Javna Agencija za Raziskovalno Dejavnost RS) through grant P1-0099 and from the European Union's Horizon 2020 programme through the Marie Skłodowska-Curie grant agreement no. 834256 and COST European Topology

Mam t4(er)-5.10000038(e c)3(a)-5(l va)19(t)-5(io)12(n o)F9.10000038(um4(l)-5(lin16(ws)4(kah12(p)7)